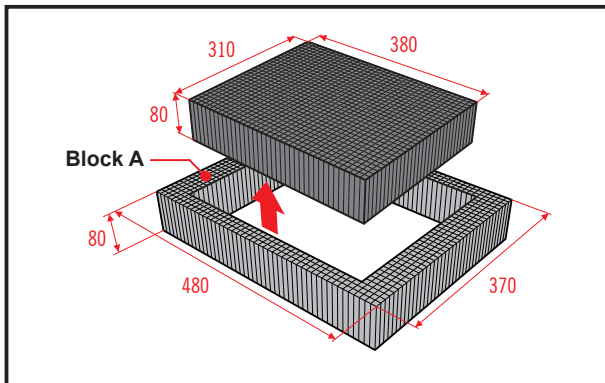


INTERNAL PADDING GUIDANCE
UDG ULTIMATE PICK FOAM FLIGHT CASE ABLETON PUSH 3

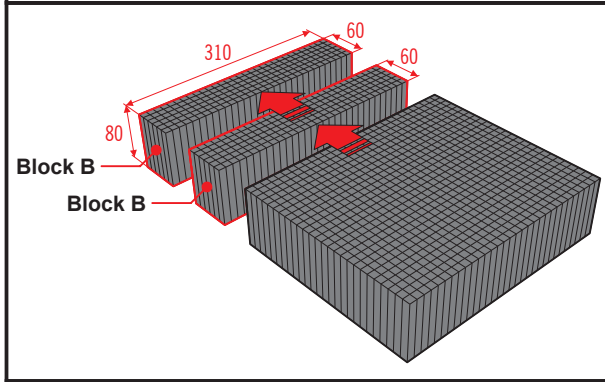


INTERNAL PADDING GUIDANCE
UDG ULTIMATE PICK FOAM FLIGHT CASE ABLETON PUSH 3



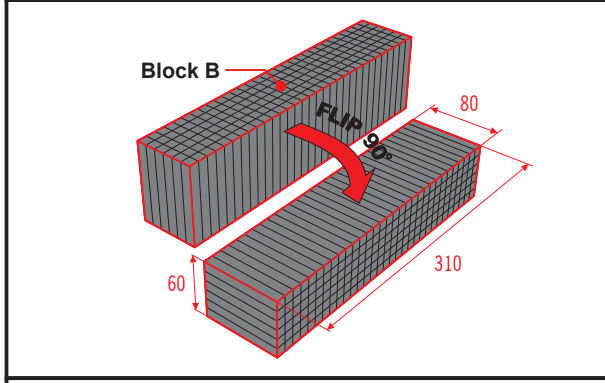
Step 1

Cut pick foam block A according to the size of Ableton Push 3 (480 x 310 mm)



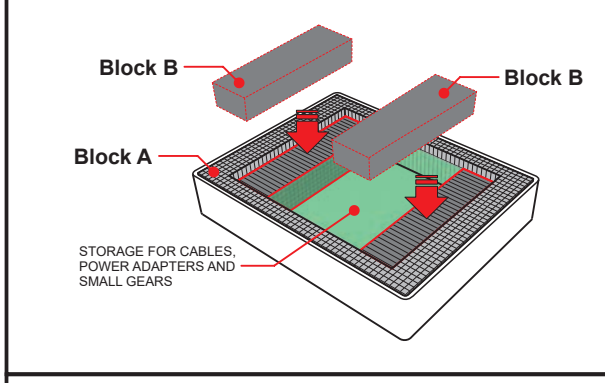
Step 2

Cut 2 pcs of pick foam block B with the size of 310 x 60 x 80 mm



Step 3

Flip both of pick foam blocks B at 90°



Step 4

Place both of the foam blocks B as shown on the drawing, so they will function as the base to support the Push 3 unit. These arrangement will give enough space between the two of the foam blocks B to storage cables, adapter or other small gears

